Signals activated through CT 46 on 12/12/1996

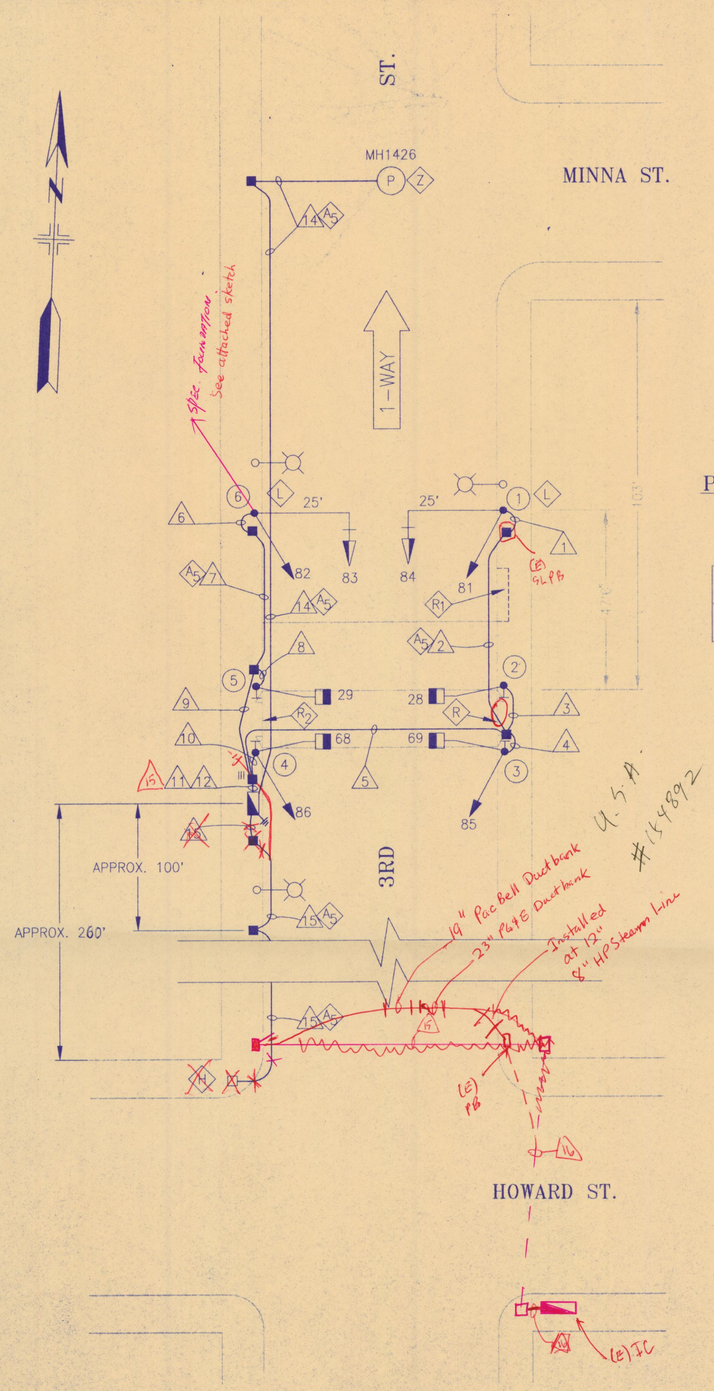

PHASE DIAGRAM (STEADY DEMAND)

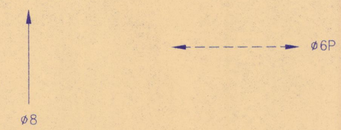

PHASE SEQUENCE (STEADY DEMAND)

G	Y	R		3RD ST.
RH		WM	FRH	PED XING 3RD ST.

SHEET NOTES

1. FOR CONDUITS, WIRING, POLES AND EQUIPMENT SCHEDULE, SEE DWG E-3.

DETAIL NOTES

- A5 — RUN CONDUIT IN THE ROADWAY.
- H — SPLICE TO EX 12/C TO MAINTAIN INTERCONNECT SYSTEM.
- L — F/I CUSTOM MADE MAST ARM TYPE POLE WITH 25' HORIZONTAL MEMBER. MAINTAIN MIN. 3 FT SPHERICAL CLEARANCE AROUND EX TROLLEY WIRING. SEE DETAIL 3/—
- R — CONSTRUCT NEW CURB RAMP.
- R1 — R/C EX CURB RAMP. RESTORE SIDE WALK TO MATCH EX.
- R2 — EX CURB RAMP TO REMAIN.
- Z — P.G. & E. SERVICE MANHOLE.

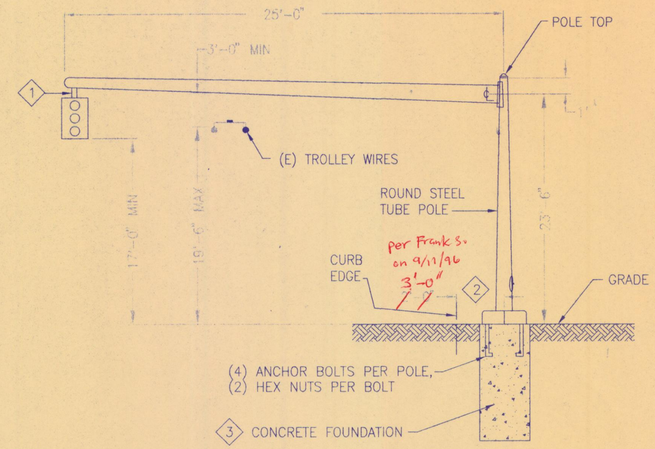

NOTES

1. MAT MOUNTING, SEE CTSP PLAN ES-6S DETAIL No. 1.
2. REFER TO POLE MANUFACTURER FOR ANCHOR BOLTS, BOLT PATTERN.
3. CALTRANS TYPE 18-1-80 POLE FOUNDATION

DETAIL 3/—

SPECIAL POLE AND MAST ARM

NOT TO SCALE

PLANS ARE TO BE RETURNED WITH CORRECTIONS MADE AND CERTIFIED TO IN RED INK AND DATED BY THE INSPECTOR IN CHARGE UPON COMPLETION OF THE WORK BEFORE FINAL PAYMENT CAN BE MADE.
Timothy C. Mon 9/30/97
SIGNED INSPECTOR

KING C. ELECTRIC, INC
4218 BALBOA STREET
SAN FRANCISCO, CA 94121

REGISTERED PROFESSIONAL ENGINEER — DAVID P. OKAMOTO — No. TR 1707 — Exp. 12/98 — TRAFFIC — STATE OF CALIFORNIA

NO.	DATE	DESCRIPTION	BY	APP.

TABLE OF REVISIONS
CHECK WITH TRACING TO SEE IF YOU HAVE LATEST REVISION

REFERENCE INFORMATION & FILE No. OF SURVEYS

SEAL OF THE CITY AND COUNTY OF SAN FRANCISCO

BUREAU OF ENGINEERING
DEPARTMENT OF PUBLIC WORKS
CITY AND COUNTY OF SAN FRANCISCO

REGISTERED PROFESSIONAL ENGINEER — No. 19847 — 9/98

DESIGNED: DS	DATE: 11/13/95
DRAWN: JS/EF/RT	DATE: 11/13/95
CHECKED: HCK	DATE: 11/95

APPROVED
SECTION MANAGER — DATE: 11/15/95
Acting DIVISION MANAGER — DATE: 11/22/95
CITY ENGINEER — DATE: 11/22/95

SCALE: 1"=20'-0"
SHEET OF SHEETS

VARIOUS LOCATIONS TRAFFIC SIGNAL IMPROVEMENTS
CONTRACT 46

3RD ST. BETWEEN MISSION AND HOWARD

SPECIFICATION NO. 1114N
DRAWING NO. E-2
FILE NO. 63,399
REV. NO.

CONDUIT AND WIRING SCHEDULE

CONDUIT RUN NUMBER	1	2	3	4	5	6	7	8	9	10	11	12	13	14	15	16	17
CONDUIT SIZE (INCH)	2	2	2	2	2	2	2	2	2	2	2	2		1 1/2	2	(E)	
NOTES													X		H	H	
WIRING (F/I) — #14 WIRES																	
SIGNAL 84	3	3			3						3						
SIGNAL 81	3	3			3						3						
SIGNAL 28			2		2						2						
SIGNAL 69				2	2						2						
SIGNAL 85				3	3						3						
SIGNAL 83						3	3		3			3					
SIGNAL 82						3	3		3			3					
SIGNAL 29								2	2			2					
SIGNAL 68										2		2					
SIGNAL 86										3		3					
PPB FOR POLE #2			2		2						2						
PPB FOR POLE #3				2	2						2						
PPB FOR POLE #5								2	2			2					
PPB FOR POLE #4										2		2					
SPARE	3	3	3	3	3	3	3	3	3	3	3	3					
TOTAL #14 WIRES	9	9	7	10	20	9	9	7	13	10	20	20					
#10 WIRES NEUTRAL	2	1	1	2	1	2	1	1	1	2	1	1					
#8 WIRES (120V SERVICE)														2			
LOOP DETECTOR WIRES																	
DETECTOR LEAD-IN CABLE																	
12/C															2	2	

POLE AND EQUIPMENT SCHEDULE

POLE No.	TYPE OF POLE	VEHICLE SIGNAL No.	VEHICLE SIGNAL TYPE	VEHICLE SIGNAL MOUNTING (F/I)	PEDESTRIAN SIGNAL No.	PEDESTRIAN SIGNAL TYPE	PEDESTRIAN SIGNAL MOUNTING (F/I)	REMARKS
1	SPECIAL POLE	81 84	3S8" 3S12"	SV-1-T MAT K				L
2	1-A(7')				28	IS-IN	TP-1	PPB
3	1-A(10')	85	3S8"	TV-1	69	IS-IN	SP-1	PPB
4	1-A(10')	86	3S8"	TV-1	68	IS-IN	SP-1	PPB
5	1-A(7')				29	IS-IN	TP-1	PPB
6	SPECIAL POLE See Sheet 2 Note 2	82 83	3S8" 3S12"	SV-1-T MAT K				L

SHEET NOTE:

1. POLE SCHEDULE AS PER CALTRANS STANDARD SPECIFICATIONS EXCEPT THAT USING POLE CLAMP (U BOLT TYPE), IN LIEU OF POLE PLATES FOR MOUNTING DETAILS.
2. See special foundation detail attached.

DETAIL NOTES:

H — SPLICE TO EX 12/C TO MAINTAIN INTERCONNECT SYSTEM.

K — WITH BACK PLATE.

L — CUSTOM MADE MASTARM TYPE POLE WITH 25' HORIZONTAL MEMBER. MAINTAIN 3' MINIMUM SPHERICAL CLEARANCE AROUND EXISTING TROLLEY WIRING. SEE DETAIL 3/E-2

X — NOT USED.

KING C. ELECTRIC, INC
4218 BALBOA STREET
SAN FRANCISCO, CA 94121

PLANS ARE TO BE RETURNED WITH CORRECTIONS MADE AND CERTIFIED TO IN RED INK AND DATED BY THE INSPECTOR IN CHARGE UPON COMPLETION OF THE WORK BEFORE FINAL PAYMENT CAN BE MADE.

SIGNED: INSPECTOR 9/30/97

NO.	DATE	DESCRIPTION	BY	APP.

TABLE OF REVISIONS
CHECK WITH TRACING TO SEE IF YOU HAVE LATEST REVISION

REFERENCE INFORMATION & FILE No. OF SURVEYS

BUREAU OF ENGINEERING
DEPARTMENT OF PUBLIC WORKS
CITY AND COUNTY OF SAN FRANCISCO

DESIGNED: DS DATE: 11/13/95
DRAWN: EF/JS DATE: 11/13/95
CHECKED: HLK DATE: 11/95

APPROVED
SECTION MANAGER DATE: 11/15/95
DIVISION MANAGER DATE: 11/22/95
CITY ENGINEER DATE: 11/30/95

SCALE: NONE
SHEET OF SHEETS

VARIOUS LOCATIONS TRAFFIC SIGNAL IMPROVEMENTS
CONTRACT 46

SCHEDULE FOR 3RD ST.

SPECIFICATION NO. 1114N
DRAWING NO. E-3
FILE NO. 63,400
REV. NO.