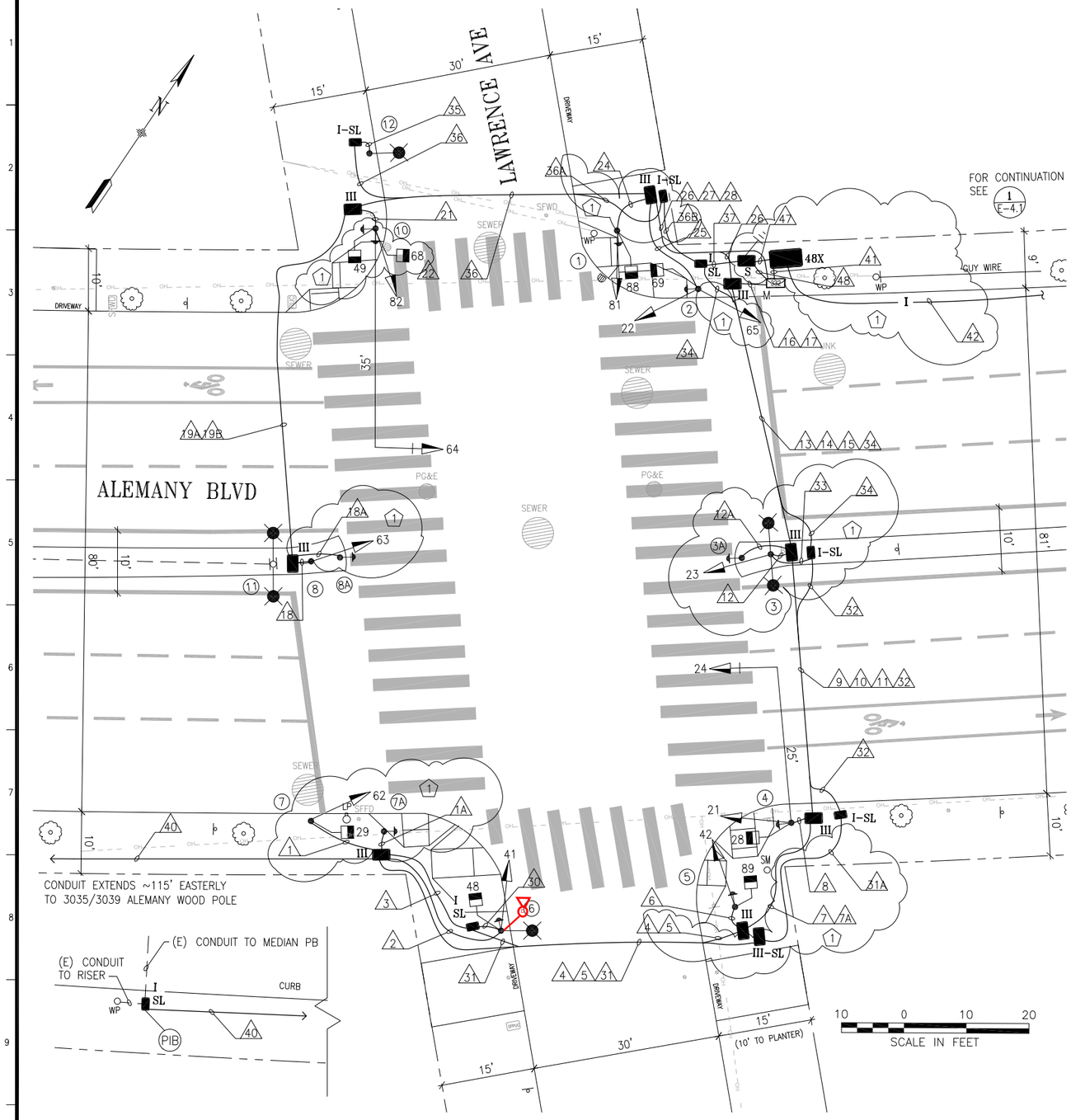

POLE AND EQUIPMENT SCHEDULE

POLE No.	TYPE OF POLE	LUMINAIRE VOLTAGE/ WATTAGE	VEHICLE SIGNAL No.	VEHICLE SIGNAL TYPE	VEHICLE SIGNAL MOUNTING	VEHICLE SIGNAL VISORS	VEHICLE SIGNAL LOUVERS/BP	PEDESTRIAN SIGNAL No.	PEDESTRIAN SIGNAL TYPE	PEDESTRIAN SIGNAL MOUNTING	REMARKS (2)
1	1-A (10')		81	3S12"	TV-1-T	T		88	1S-COUNT	SP-1	APS-2W
2	1-A (10')		22 65	3S12" 3S12"	TV-2-T (1)	T T		69	1S-COUNT	SP-1	APS-2W
3	OCTAGONAL CONCRETE STREETLIGHT WITH DUAL 6' LUMINAIRE ARMS	A1 108	23	3S12"	SV-1	T					
3A	PEDESTRIAN PUSH BUTTON POLE (4') (1)										APS-2W
4	18-2-100 w/ 25' MAST ARM		21 24	3S12" 3S12"	SV-1-T MAC	T T	BP	28	1S-COUNT	SP-1	APS-2W
5	1-A (10')		42	3S12"	TV-1-T	T		89	1S-COUNT	SP-1	APS-2W
6	STEEL STREETLIGHT (28.5') WITH 6' LUMINAIRE ARM	A 108	41	3S12"	SV-1-T	T		48	1S-COUNT	SP-1	Detection Camera APS-2W
7	1-A (10')		62	3S12"	TV-1-T	T		29	1S-COUNT	SP-1	(1)
7A	PEDESTRIAN PUSH BUTTON POLE (4') (1)										APS-2W
8	1-A (10')		63	3S12"	TV-1-T	T					
8A	PEDESTRIAN PUSH BUTTON POLE (4') (1)										APS-2W
10	23-3-100 w/ 35' MAST ARM (1)		64 82	3S12" 3S12"	MAC SV-1-T	T T	HORIZONTAL LOUVERS ON GREEN (64) AND BP	49 68	1S-COUNT 1S-COUNT	SP-1 SP-1 (1)	APS-2W x 2
11	(E) DUAL CONC STREETLIGHT WITH 6' LUMINAIRE ARM	A1 108									
12	STEEL STREETLIGHT (28.5') WITH 6' LUMINAIRE ARM	A2 72									

GENERAL NOTES:

1. COMPLY WITH PUBLIC WORKS STANDARD ARCHAEOLOGICAL MEASURE I (ACCIDENTAL DISCOVERY) FOR EXCAVATION.

SHEET NOTES:

(1) REPLACE (E) FIXTURES WITH (N) FIXTURES ON (E) POLE. R/C (E) FIXTURES.

(2) CONTRACTOR TO F/I APS WIRING, CITY FORCES TO F/I APS BUTTONS PER ADA REQUIREMENTS.

PHASE DIAGRAM

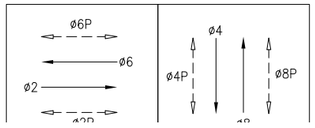

SIGNAL FLASH, Tuesday, 11/28/23, 9:25a
Corbin Skerrit, Eric Luu (MTA)
John Gallegos, Dennis Verhalen (MTA)
Amir Norouzi (PW)
Deanne Gordon (Liffey)

SIGNAL 3-COLOR, Thursday, 11/30/23, 9:13a
Corbin Skerrit (MTA)
John Gallegos, David Condon (MTA)
Amir Norouzi (PW)
Deanne Gordon (Liffey)

NO.	DATE	DESCRIPTION	BY	APP.
1	XX/XX/XX	CHANGES PER POLE LAYOUT, RFIs # 6, 10, 17, 21, AND CDD VARIANCES.	CS	

TABLE OF REVISIONS
THIS DRAWING WAS LAST MODIFIED: 09/19/23 17:03, BY: CSkerrit

REFERENCE INFORMATION & FILE NO. OF SURVEYS

BUREAU OF ENGINEERING
CITY & COUNTY OF SAN FRANCISCO
SAN FRANCISCO PUBLIC WORKS
49 SOUTH VAN NESS AVENUE, SUITE 800
SAN FRANCISCO, CA 94103

		Date:
Acting Section Mgr:	CHI IAO	
Acting Deputy Bureau Mgr:	LESLEY WONG	
Acting Bureau Mgr:	IQBAL DHAPA	

DESIGNED: CS/GL	DATE: 05/2020
DRAWN: CS/GL	DATE: 03/2021
CHECKED: GD/DG	DATE: 07/2021

REGISTERED PROFESSIONAL ENGINEER CHI KEONG IAO NO. E19134 ELECTRICAL STATE OF CALIFORNIA

SCALE: AS SHOWN

SHEET OF SHEETS: 16 OF 41

CONTRACT 65
NEW TRAFFIC SIGNALS

ALEMANY BOULEVARD AND LAWRENCE AVENUE
TRAFFIC SIGNAL PLAN

CONTRACT NO. 00000006423
DRAWING NO. E-4.0
FILE NO. 120,077
REV. NO. 1

Drawing Path: T:\T_E_FILES\Special Projects & Street Use\Signal Projects_Active\CT 65\3 CONSTRUCTION\Change Orders\PCO_RFI Revisions\11841_E-Sheets_REV 1_2023-08-01.dwg, Login: CSkerrit
Plot Time: Tue, 19 Sep 2023 - 5:06pm
Dimension Scale: 1
Model Units: Undefined
Measurement Units are English

CONDUIT AND WIRING SCHEDULE (FURNISH AND INSTALL CONDUIT AND WIRES)

CONDUIT RUN NUMBER	1	1A	2	3	4	5	6	7	7A	8	9	10	11	12	12A	13	14	15	16	17	18	18A	19A	19B	21	22	23	24	25	26	27	28	30	31	31A	32	33	34	35	36A	37	40	41	42	43	44	45	46	47	48
CONDUIT SIZE (INCH)	2	1	2	2	2	2	2	2	2	2	2	2	2	2	1	2	2	2	3	2	2	1	2	2	2	2	2	2	2	2	3	2	2	2	2	2	2	2	2	2	2	2	2	2	2	2	UNK	UNK	2	2
NOTES				2		SP			SP				SP					SP		SP				SP			SP			SP		SP	GRS	GRS	GRS	GRS	GRS	GRS	GRS	GRS	GRS	2	SP	1	1		(E)	(E)		
VEHICLE SIGNAL 62	3				3			3			3					3			3																																
PED SIGNAL 29	2				2			2			2					2			2																																
10 APS PPB XING ALEMANY ON POLE 7A (4P)		2			2			2			2					2			2																																
VEHICLE SIGNAL 41			3		3			3			3					3			3																																
PED SIGNAL 48			2		2			2			2					2			2																																
APS PPB XING LAWRENCE ON POLE 6 (2P)			2		2			2			2					2			2																																
VEHICLE SIGNAL 42							3	3				3					3		3																																
PED SIGNAL 89							2	2				2					2		2																																
APS PPB XING LAWRENCE ON POLE 5 (2P)							2	2				2					2		2																																
VEHICLE SIGNAL 21										3		3					3		3																																
VEHICLE SIGNAL 24										3		3					3		3																																
PED SIGNAL 28										2		2					2		2																																
APS PPB XING ALEMANY ON POLE 4 (8P)										2		2					2		2																																
VEHICLE SIGNAL 23														3			3		3																																
1 APS PPB XING ALEMANY ON POLE 3A (8P)															2		2		2																																
VEHICLE SIGNAL 63																					3		3			3					3																				
1 APS PPB XING ALEMANY ON POLE 8A (4P)																						2	2			2					2																				
VEHICLE SIGNAL 64																									3	3					3																				
VEHICLE SIGNAL 82																									3	3					3																				
PED SIGNAL 49																									2	2					2																				
PED SIGNAL 68																									2	2					2																				
APS PPB XING ALEMANY ON POLE 10 (4P)																									2	2					2																				
APS PPB XING LAWRENCE ON POLE 10 (6P)																									2	2					2																				
VEHICLE SIGNAL 81																												3			3																				
PED SIGNAL 88																												2			2																				
APS PPB XING LAWRENCE ON POLE 1 (6P)																												2			2																				
VEHICLE SIGNAL 22																													3		3																				
VEHICLE SIGNAL 65 1																													3 1		3																				
PED SIGNAL 69																													2		2																				
APS PPB XING ALEMANY ON POLE 2 (8P)																													2		2																				
#14 NEUTRAL	2		2				2	2		3				1							1				4			2	2																						
#14 SPARE					3			3			3					3			3				3			3					3																				
TOTAL #14 WIRES	7	2	9		17		9	26		13	17	17		4	2	17	22		39		4	2	8		18	22		9	12		39																				
#10 WIRES NEUTRAL					1			1			1	1				1	2		3				1			2					3																				
#10 WIRES STREET LIGHT																																	2			4		2												
#8 WIRES STREET LIGHT																																		2	2	2	2		2											
#8 WIRES (120V TS SERVICE)																																									2										
#8 WIRES (120V SL SERVICE)																																										2									
#8 WIRES (120/240V SERVICE ALTERNATE SERVICE)				1 2																																							2								
INTERCONNECT 12C CABLE																																																			
#8 AWG PERMANENT BACKFEEDING WIRES																																												3	3	3	3	3	3	3	3
#10 AWG LOCATING WIRES																																												1	1						

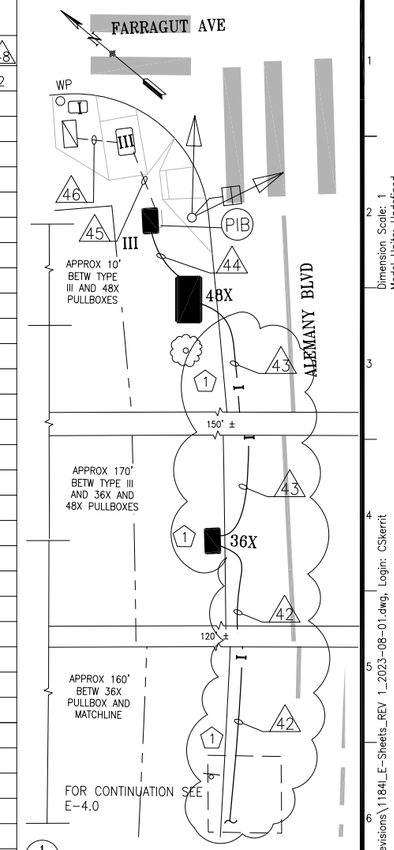

1 / -

INTERCONNECT PLAN DETAIL

NOT TO SCALE

SHEET NOTES:

1. F/I 4-2" HDPE SCHEDULE 80 CONDUIT WITH 3/8" PULL TAPE IN EACH CONDUIT. IN ONE OF THE CONDUITS INSTALL ONE #10 LOCATING WIRE. IN A SECOND CONDUIT INSTALL THREE #8 BACKFEEDING WIRES.
2. F/I 2" PVC CONDUIT CONNECTING SL PULLBOX TO TS PULLBOX WITH 2#8 (RED AND BLACK) WIRES UNBOUNDED IN PULLBOXES LABELED AS 'ALTERNATE TRAFFIC SIGNAL SERVICE'.
3. CONDUIT 36B IS A 2" GRS WITH 2-#8 SL WIRES PER FIELD

REGISTERED PROFESSIONAL ENGINEER CORBIN SKERRIT No. C 88886 Exp. 03-31-23 CIVIL STATE OF CALIFORNIA

NO.	DATE	DESCRIPTION	BY	APP.
1	XX/XX/XX	CHANGES PER RFIs # 6, 10, 17, AND 21, AND PCO 1.	CS	

TABLE OF REVISIONS

THIS DRAWING WAS LAST MODIFIED: 09/19/23 17:03, BY: CSkerrit

REFERENCE INFORMATION & FILE NO. OF SURVEYS

SEAL OF THE CITY AND COUNTY OF SAN FRANCISCO

SAN FRANCISCO PUBLIC WORKS

BUREAU OF ENGINEERING
CITY & COUNTY OF SAN FRANCISCO
SAN FRANCISCO PUBLIC WORKS
49 SOUTH VAN NESS AVENUE, SUITE 800
SAN FRANCISCO, CA 94103

		Date:
Acting Section Mgr:	CHI IAO	
Acting Deputy Bureau Mgr:	LESLEY WONG	
Acting Bureau Mgr:	IQBAL DHAPA	

DESIGNED: CS/GL	DATE: 05/2020
DRAWN: CS/GL	DATE: 03/2021
CHECKED: GD/DG	DATE: 07/2021

REGISTERED PROFESSIONAL ENGINEER CHI KEONG IAO NO. E19134 ELECTRICAL STATE OF CALIFORNIA

SCALE: NONE

SHEET OF SHEETS: 17 OF 41

CONTRACT 65
NEW TRAFFIC SIGNALS

ALEMANY BOULEVARD AND LAWRENCE AVENUE
CONDUIT AND WIRING SCHEDULE

CONTRACT NO. 00000006423
DRAWING NO. E-4.1
FILE NO. 120,078
REV. NO. 1

Drawing Path: T:\T_E_FILES\Special Projects & Street Use\Signal Projects_Active\CT 65\3 CONSTRUCTION\Change Orders\PCO_RFI Revisions\11841_E-Sheets_REV 1_2023-08-01.dwg, Login: CSkerrit
Plot Time: Tue, 19 Sep 2023 - 5:06pm
Dimension Scale: 1
Model Units: Undefined
Measurement Units are English