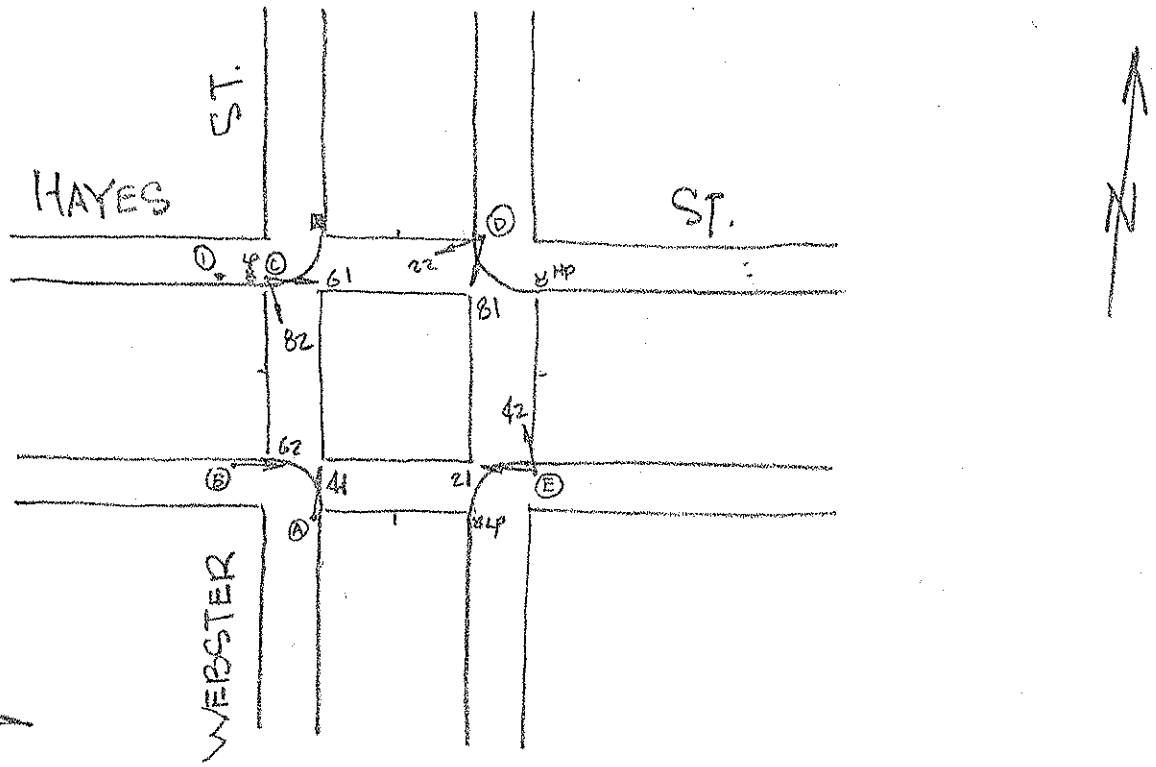

2-28-79

POLE	FUNC.	MAT'L
A	L	C
B	M	S
C	L	C
D	L	C
E	L	C
1	U	W

SIGNAL NO.	MAKE	NO. OF SECT.	SIZE	VISOR	B.P. OR LOUVERS	MOUN'T
41	EA	3	8"	FC 8"	NO	S
62	EA	3	8"	FC 8"	NO	S
82	EA	3	8"	FC 8"	NO	S
61	EA	3	8"	FC 8"	NO	S
22	EA	3	8"	FC 8"	NO	S
81	EA	3	8"	FC 8"	NO	S
42	EA	3	8"	FC 8"	NO	S
21	EA	3	8"	FC 8"	NO	S

PED SIGNAL NO.	LEGEND	MESSAGE ELEMENT	MESSAGE COLOR	MAKE	MOUN'T

CONTROLLER CABINET SIZE : ORDINARY BASE CABINET: YES

COMMENTS :

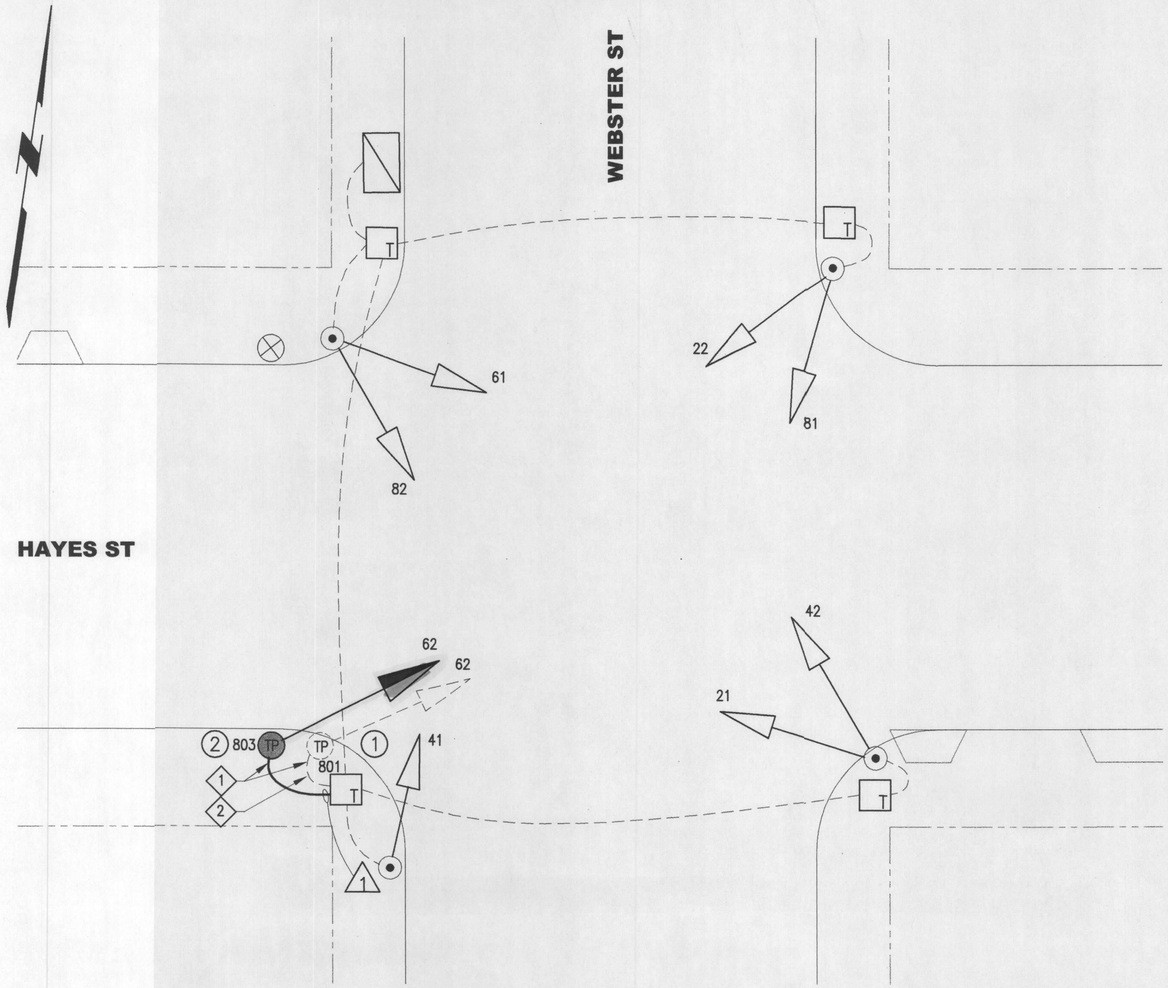

NOTES:

1. TO MAINTAIN (E) HOMERUN FROM IC TO SIGNAL HEAD, PULL WIRES FROM (E) SIGNAL HEAD ON POLES 1 BACK TO (E) PULL BOX, THEN RECONNECT TO CORRESPONDING (N) SIGNAL HEAD ON POLE 2 VIA (N) CONDUIT RUN AS SHOWN. PROVIDE (N) NEUTRAL WIRE FROM PULL BOX TO (N) SIGNAL HEAD.
2. CAP (E) CONDUIT ENDS AND ABANDON IN PLACE.
3. SEE OV–SERIES PLANS FOR TRAFFIC SIGNAL CONDUIT INSTALLATION DETAILS IN (N) COMBINATION TP/TS POLE FOUNDATIONS.

CONDUIT AND WIRING SCHEDULE

CONDUIT RUN NUMBER		1
CONDUIT SIZE (INCH)		2
NOTES		1
WIRING (REROUTE EXISTING)	VEH SIGNAL 62; POLE 2, SW CORNER	3
	#14 NEUTRAL	1
	#14 SPARE	
TOTAL #14 WIRES		4
#10 WIRES NEUTRAL		

AS-BUILT

10' 0 10' 20'

GRAPHIC SCALE

PHASE DIAGRAM

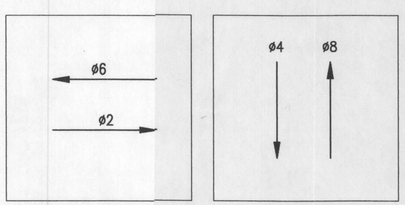

PHASE SEQUENCE

G	Y	R		HAYES STREET (EB & WB – ø2 & ø6)
R		G	Y	WEBSTER STREET (SB & NB – ø4 & ø8)

POLE AND EQUIPMENT SCHEDULE

POLE No	TYPE OF POLE	VEHICLE SIGNAL				PEDESTRIAN SIGNAL			REMARKS
		No	TYPE	MOUNTING	VISORS	No	TYPE	MOUNTING	
1	(E) MUNI STEEL TROLLEY POLE 801	62	3S8" (R/S)	SV–1–T (R/S)	T (R/S)				
2	(N) MUNI STEEL TROLLEY POLE 803	62	3S12" (F/I)	SV–1–T (F/I)	T (F/I)				3

REGISTERED PROFESSIONAL ENGINEER BRIAN B DUSSEAULT C 058453 EXP 12/31/2010 CIVIL STATE OF CALIFORNIA 6/19/2009

NO.	DATE	DESCRIPTION	REVISED	CHECKED	APPROVED
AB	5/29/13	AS-BUILT WITH NO CHANGES			

REVISIONS

DESIGNED
DRAWN
CHECKED
REVIEWED
RECOMMENDED
APPROVED
DATE 6/23/2009

REGISTERED PROFESSIONAL ENGINEER MEGHAN GREEN NO. E17625 EXP. 6/30/10 ELECTRICAL STATE OF CALIFORNIA

CITY AND COUNTY OF SAN FRANCISCO
MUNICIPAL TRANSPORTATION AGENCY

APPROVED

for the EXECUTIVE DIRECTOR/ CEO

TROLLEY COACH SYSTEM
21 HAYES POLE REPLACEMENT AND MISCELLANEOUS OVERHEAD CONSTRUCTION

TRAFFIC SIGNAL WORK HAYES ST AND WEBSTER ST

CONTRACT 1234
DRAWING CL–20613
TS–03
TS–18
REVISION 0

I:\M447_DETAIL DESIGN\Drawings\95%\Electrical\Traffic Signals\ M447_TS03_95 D0.dwg rmau Fri Jun 12,2009 – 2:22 pm