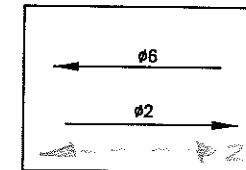


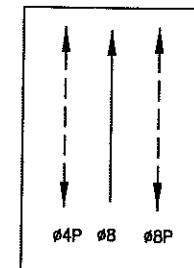
SWITCHED OVER ON 1/8/2003
FLASH @ 10²⁷ AM
3-COLOR @ 10⁴³ AM

BBD

STEADY DEMAND PHASE DIAGRAM



PHASES 2 & 6



PHASES 4 & 8

PHASE SEQUENCE

G	Y	R
R		G
RH		WM
		FRH

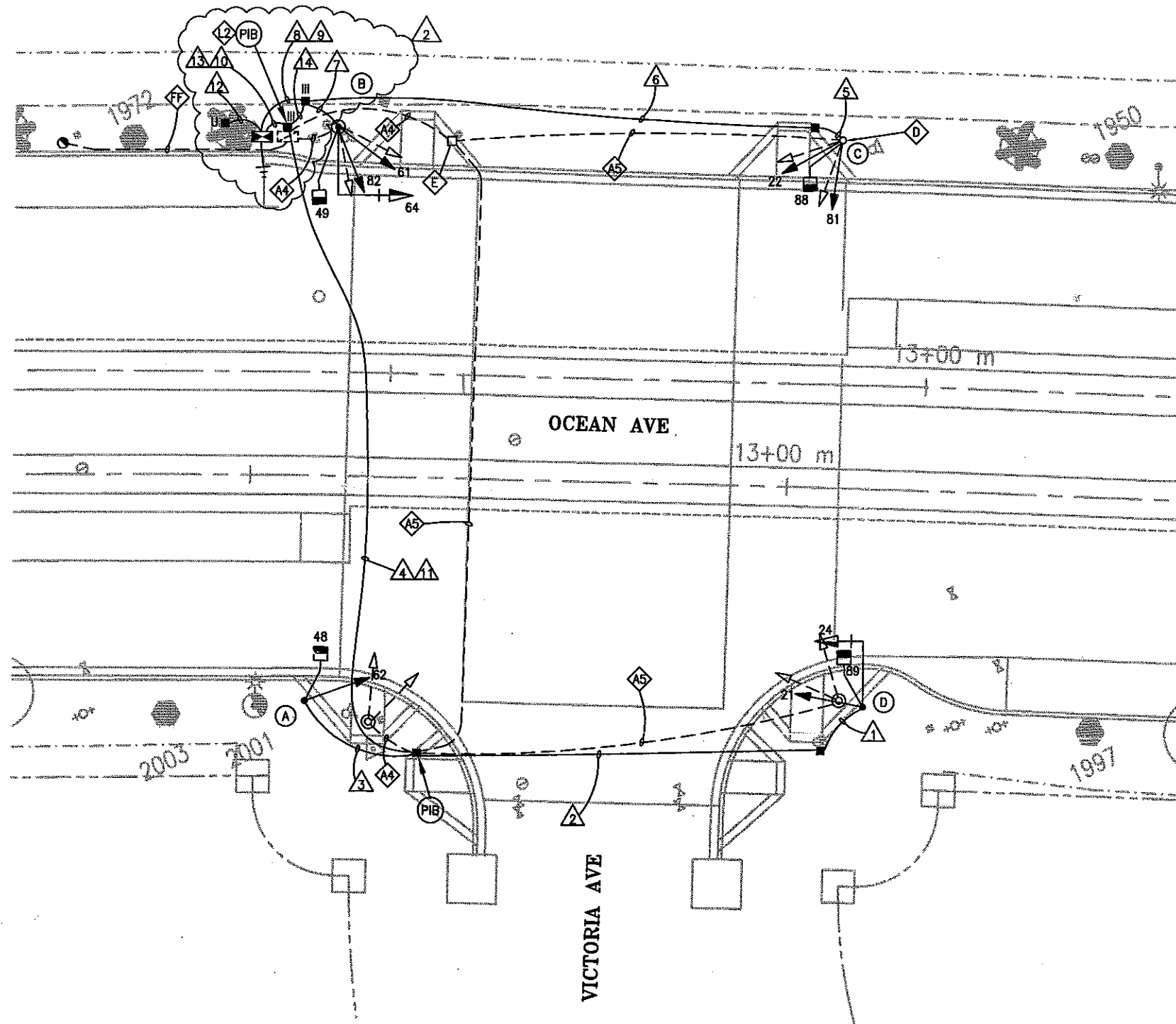
OCEAN AVE
VICTORIA AVE
PED XING OCEAN

SHEET NOTE:

1. ADDITIONAL CONDUIT AND 12/C TO BE FURNISHED AND INSTALLED AT THIS INTERSECTION ARE SHOWN ON DWG ET-40.

DETAIL NOTES:

- △1 EX CONDUIT AND WIRING. R/C EX TS WIRING. F/I NEW WIRING AS NOTED.
- △4 EX CONDUIT AND WIRING. R/C EX WIRING AND CONDUIT. REPAIR SIDEWALK TO MATCH EX.
- △5 EX CONDUIT AND WIRING. R/C EX WIRING. CUT CONDUIT FLUSH TO PULL BOX OR 12" DEPTH, CAP END(S).
- △D CHIP EX FOUNDATION CAREFULLY TO BRING CONDUIT INTO BASE OF STANDARD OR CONTROLLER CABINET AND REPAIR AFTER INSTALLATION.
- △E R/C EX PULL BOX. REPAIR SIDEWALK TO MATCH EX.
- △2 F/I IN-LINE FUSE HOLDER W/ 40A FUSE FOR IC SERVICE. SPLICE NEW WIRES TO EX PG&E SERVICE TO SUPPORT NEW IC.
- △F EX PG&E SERVICE WIRES TO REMAIN.



FOR ORIGINAL SIGNATURES, SEE DRAWING NO. ET-11, REV. 0

NO.	DATE	DESCRIPTION	BY	APP.
3/02	PCO#3 - REISSUE PCO#1 (SUPERSEDES REV. 1)	BC	BBD	
5/9/01	PER NEW M-SF REQUIREMENT	BC	BBD	

REFERENCE INFORMATION
& FILE NO. OF SURVEYS



BUREAU OF ENGINEERING
DEPARTMENT OF PUBLIC WORKS
CITY AND COUNTY OF SAN FRANCISCO

DESIGNED: DATE: 8/00
CL/CF/JM
DRAWN: DATE: 8/00
EF/JS
CHECKED: DATE: 8/00
TS/NKS

APPROVED
SECTION MANAGER
DIVISION MANAGER
CITY ENGINEER

SCALE:
1 : 100
SHEET OF SHEETS

MUNI METRO SYSTEM
OCEAN AVENUE RECONSTRUCTION
AND IMPROVEMENTS PROJECT
OCEAN AVE. TRAFFIC SIGNAL UPGRADE
OCEAN AVE. AND VICTORIA AVE.

SPECIFICATION NO.
MR-1130
DRAWING NO.
ET-11
FILE NO.
75,261
REV. NO.
2

